

Remote learning Grid – Week 1 Term 3 – Year 3

This grid covers both online and offline options. Activities that are highlighted **yellow** will receive explicit feedback from teachers. **Optional activities are highlighted in green**. If the learning is completed offline, please submit the work via one of the 2 options. Option 1: submit work via Google Classroom. Option 2: hand in completed work to the teacher at the end of each week via the front office. Make sure you answer the attendance question on Google Classroom by 9am each morning. Students working online with Google Classroom will also be monitored every second day to ensure that work is being completed. If work is not completed parents will be contacted via Class Dojo. For those working on the home package progress will be checked by Class Dojo with parents on Thursday mornings. Feedback on activities will be provided in school hours only.

	Monday 12.7.21	Tuesday 13.7.21	Wednesday 14.7.21	Thursday 15.7.21	Friday 16.7.21
Morning	Pupil Free Day	<p>Admin: Login to Google Classroom and answer the attendance question</p> <p>English</p> <ul style="list-style-type: none"> • Reading: Login to Wushka and read the text assigned to your group. Mars: Earth: Venus: Mercury: • Spelling-Login to Soundwaves 3 Unit 18_ • Choose 5-10 words from your spelling list. Write out your list words in alphabetical order. Underline the grapheme that represents the sound of the week. • BTN- Watch 'Behind the News' at 10am on ABC Me. Write a summary of your favourite story. 	<p>Admin: Login to Google Classroom and answer the attendance question</p> <p>English</p> <ul style="list-style-type: none"> • Spelling- Choose 5 words from your spelling list and write a sentence for each word. Underline the word that you used from your spelling list. • Writing- Write three sentences about your holiday • Journal writing – write and draw how you're feeling today 	<ul style="list-style-type: none"> • Admin: Login to Google Classroom and answer the attendance question. <p>English</p> <ul style="list-style-type: none"> • Reading: Login to Wushka and re-read your text assigned to your group. *Identify who, when, where, what and why/how: * Use this information to write a short summary of what your text was about. • Spelling- Segment the words from your spelling list, Rainbow spelling words • Writing- Write 	<ul style="list-style-type: none"> • Admin: Login to Google Classroom and answer the attendance question <p>English</p> <ul style="list-style-type: none"> • Reading Making connections with text and personal experiences. • Spelling-Rewrite the sentences with the correct spelling. • Journal Writing: Write about how you have been feeling this week. • Writing- Write three sentences about a sporting hero


Monday 12.7.21		Tuesday 13.7.21	Wednesday 14.7.21	Thursday 15.7.21	Friday 16.7.21
				three sentences about your favourite TV show	
Wellbeing break		Emotional wellbeing Tidy your room / desk	Social Wellbeing- Connect with someone you have not spoken to for a while, via facetime, Skype etc.	Cognitive Wellbeing- Complete a mindfulness meditation. You can access this through 'Smiling Minds'	Spiritual Wellbeing: Create a weekly list of affirmations (e.g. I am capable of making it through this storm).
Break					
Middle	Pupil Free Day	Mathematics <ul style="list-style-type: none"> • Number of the day: Complete number of the activity described in your daily workbook. • Topic: 2D Space Year 3 - Complete the activities assigned in your daily workbook, including the activities and quizzes on the linked website. Complete the 2D shapes worksheet. • Login to Mathletics and complete 2 of the tasks assigned. 	Mathematics <ul style="list-style-type: none"> • Number of the day: Complete number of the activity described in your daily workbook. • Topic: 2D Space • Complete the activities assigned in your daily workbook • Mathletics: Login to Mathletics and complete 2 of the tasks assigned. • PE: Create a game that includes rules, a way to score and at least one piece of equipment. Play the game with a family member or friend. After playing the game discuss ways that you could change the game 	Mathematics <ul style="list-style-type: none"> • Number of the day Complete number of the activity described in your daily workbook. • Topic: 2D Space • Complete the activities assigned in your daily workbook • Mathletics: Login to Mathletics and complete 2 of the tasks assigned. • PDHPE: Design a healthy menu for a day at home using the healthy eating plate. Share this in our Google Classroom so 	Mathematics <ul style="list-style-type: none"> • Number of the day Complete number of the activity described in your daily workbook. • Topic: 2D Space • Complete the activities assigned in your daily workbook • Mathletics: Login to Mathletics and go on to Live Mathletics. • PE: Make up a dance to your favourite song or a play to show your family. You can get some inspiration from <u>Just Dance</u>

Monday 12.7.21		Tuesday 13.7.21	Wednesday 14.7.21	Thursday 15.7.21	Friday 16.7.21
				that we can share ideas.	
Wellbeing break		Emotional wellbeing Turn off all devices for at least 5 hours (after school!)	Cognitive wellbeing Read a book/listen to a podcast or listen to your favourite artist	Emotional wellbeing Complete a journal activity for the day or compile a list of things you are grateful for	Physical wellbeing Create your own game to play with your family members. Be creative with your objects e.g.wrap up some socks to make a ball.
Break	Break	Break	Break	Break	Break
Afternoon	Pupil Free Day	KLA Creative arts Think of one sound in your environment that is of interest to you. Choose an instrument or any available item you can use to imitate that sound. For example, a whistle for a bird, a glass like the wind, hitting something strongly with their hands like a storm, a paint brush on a table like sand or water, a book slamming like thunder, tissue coming out of a box like brushing your hair, clicking a ring pull like a frog and so on. Write about the sound you have chosen in the activity page describing what it represents.	KLA- Science & Technology <ul style="list-style-type: none"> • Earth & Space - Exploring Geology - Complete the task assigned 	KLA- HSIE: geography Places are similar and different Key Inquiry question- How and why are places similar and different? Discussion about places students have visited. Locating Australia on a World map	KLA Creative arts <ul style="list-style-type: none"> • Sketch an object from your home using pencils. Pay attention to shape, shading and tone. Post a photo of your sketch in Google Classroom..

Tuesday Workbook (Year 3)

13.7.21

Term 3 Week 1 Tuesday Home Learning Day Plan

TUESDAY			
Morning	Admin: Login to Google Classroom and answer the attendance question		
(Literacy) 1 Hour  30 min 30 min	Reading		
	Login to Wushka and read the text assigned to your group. <i>Identifying unknown words</i> Find a new word from the text. Look the word up in the dictionary. Write it into a sentence to show its meaning.		
	Spelling		
	*Logon to Soundwaves (Unit 12) *Practice writing all your spelling words. *Choose 5 – 10 words from your list words and write them in alphabetical order. *Underline the grapheme that represents the sound of the week.		
	BTN		
	*Watch 'Behind the News' at 10am on ABC Me. *Write a summary of your favourite story. *My favourite story was ...		
Wellbeing break			
Emotional wellbeing *Tidy your room / desk			
Recess			
Middle	Number of the Day Activity		
Maths 45 min 30 min	2D Shapes:		
	*Learning to name and describe features of 2D Shapes *Investigating Regular & Irregular Polygons		
	* Additional Activities - Complete 2 Mathletics task		
Wellbeing break			
Sports Activity			
Lunch			
Afternoon	Creative Arts		
Other KLA's 1 hour	Think About and Making Sounds		
Task shaded in Yellow	Literacy & Numeracy tasks that teachers will provide feedback on	Task shaded in Green	Optional feedback by teachers

ENGLISH

Reading

Learning intention

We are learning to identify and explain the meaning of unknown words, and can show how it fits in the context of the sentence

Success criteria

I can look up the meaning of an unknown word in the dictionary and then use the word in a sentence

Login to Wushka and read the text aloud, assigned to your group, then complete the quiz.

Reading Groups allocated text

Mercury: Interrupting the big sleep	Earth: The cool treasure
Venus: Beware	Mars/Jupiter: The big game

Which book did you read?

Finding word meaning in context

1. Find a new word from the text.
2. Look the word up in the dictionary (you can use an online dictionary like [Britannica Kids](#))
3. Write it into a sentence to show its meaning.

New word	
Dictionary meaning	
Use it in a sentence	

Spelling words- Soundwaves unit 18

Practice writing your spelling words below. Underline the grapheme that represents the sound of the week.

1	
2	
3	
4	
5	
6	
7	
8	
9	
10	
11	
12	
13	
14	
15	

Choose 8 words from your list words and write them in **alphabetical order** below. Underline the grapheme that represents the sound of the week (if using a PC computer use ctrl+u to do this easily)

1	
2	
3	
4	
5	
7	
8	

BTN

Watch ['Behind the News'](#) at 10am on ABC Me.

Write a summary of your favourite story below.

My favourite story was _____

Emotional wellbeing

Tidy your room / desk

Maths number of the day

Use the [interactive online version](#), or complete below.

My number is: 8035

My number is:	
Write in words	
Partition e.g. $1000+300+50+7=1357$	
Add 10	
Subtract 10	
Add 100	
Subtract 100	
Is your number even or odd?	
Round to the nearest 10 and 100	

Maths

Learning Intention

We are learning to name, draw and describe 2D shapes.

Success Criteria

- I can name all 2D shapes, no matter which way they are
- I can describe the specific features of each 2D shape.
- I can draw 2D shapes.
- I can group certain 2D shapes with similar features into groups.

2D shapes – POLYGONS

POLYGONS! What is a polygon? Watch the video below.



Write your definition of a polygon here below, using your own words (but obviously many of the words will be the same as the ones in the video).

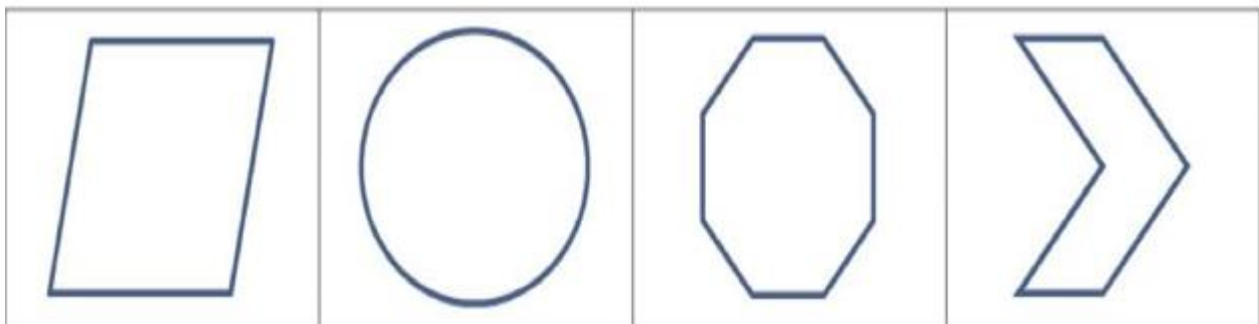
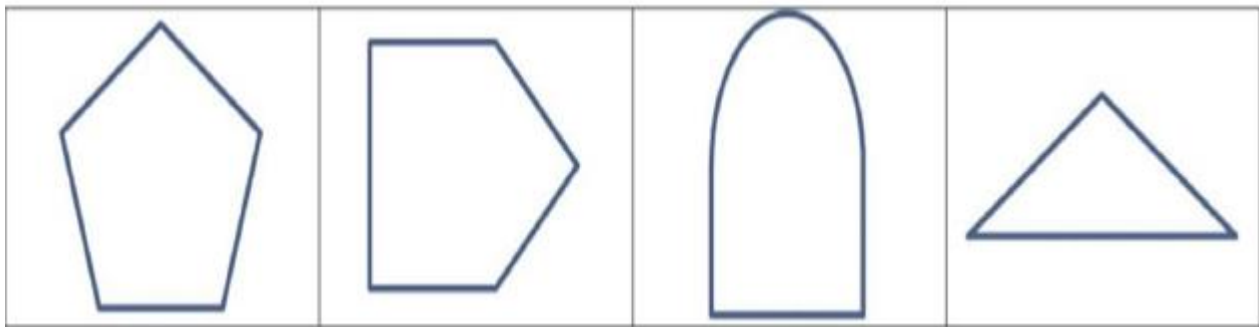
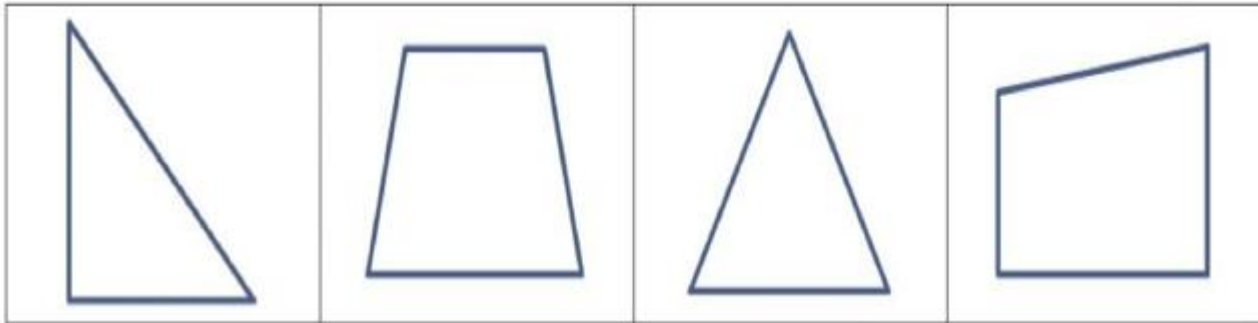
2D shapes - REGULAR VS IRREGULAR

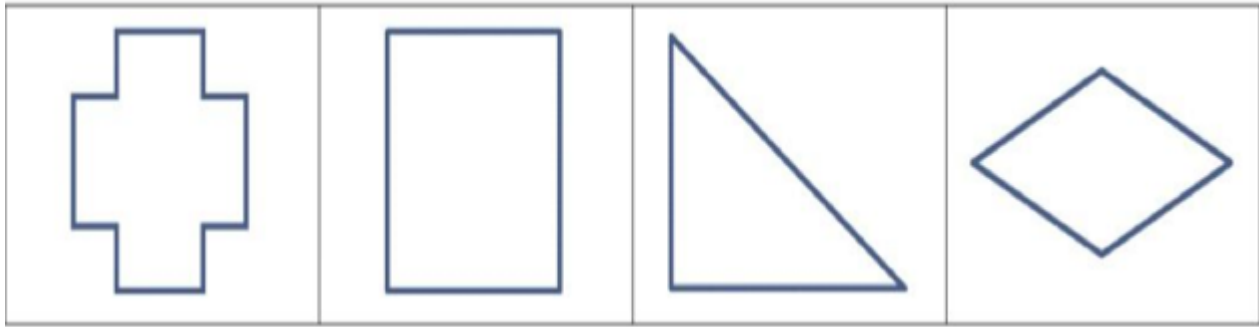
Now you've learnt about polygons, let's see what a regular polygon looks like, as opposed to an irregular polygon.



2D shapes - REGULAR VS IRREGULAR

Write whether the shape is regular or irregular.





Mathletics: Complete two tasks from mathletics.

Wellbeing break: Sport

Complete the activity challenge card below.

Big and little targets

Time: 20 minutes

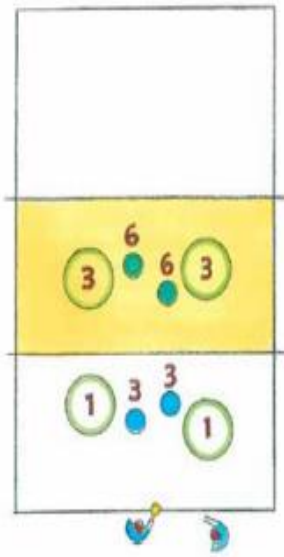
Activity

Individual/partner/group

- Bounce a ball and then hit it with a bat aiming at the target.
- Each ball that hits or lands in a target scores points.
- Take 4 hits and then tally the score. Swap players after 4 hits.

Scoring

- Ball in bucket – 3 points.
- Ball hits bucket – 1 point.
- Ball bounces in hoop – 1 point.
- Total score after every 4 hits.



Equipment

- Hoops, bins, buckets or chalk to mark targets.
- Paddle bat, tennis racquet, cricket bat or even your hand.
- 4 tennis balls or similar.



Activity variations

- Have a partner feed the ball to the player.
- Swap the when ball is hit – on full, after one bounce, after two bounces.
- Move the distance of targets/vary the numbers of targets and point system.
- Time challenge – how many points in 3 minutes?
- Team challenge – how many total points (best of 2 rounds)?
- Vary the time/team challenge according to ability.
- Throw objects instead of hitting them.
- Vary objects.



CREATIVE ARTS

Think of one sound in your environment that is of interest to you. Choose an instrument or any available item you can use to imitate that sound. For example, a whistle for a bird, a glass like the wind, hitting something strongly with their hands like a storm, a paint brush on a table like sand or water, a book slamming like thunder, tissue coming out of a box like brushing your hair, clicking a ring pull like a frog and so on.

Write about the sound you have chosen in the activity page describing what it represents.

Think of one sound you can hear. What instruments or objects could you use to imitate that sound?

Some ideas might be:

- a whistle for a bird
- a glass like the wind
- hitting something strongly with your hands like a storm
- a paint brush on a table like sand or water
- a book slamming like thunder
- tissue coming out of a box like brushing your hair
- clicking a ring pull like a frog and so on.



Think about and make sounds



What sound is that?

Choose your sound and how you will represent it with an instrument or object.
Record your sound or write about it:


The sound I chose is:

I can also make this sound by playing:

Wednesday Workbook (Year 3)

14.7.21

Term 3 Week 1 Wednesday Home Learning Day Plan

Wednesday			
Morning	Admin: Login to Google Classroom and answer the attendance question		
(Literacy) 1 Hour 	Spelling		
	*Logon to Soundwaves (Unit 18) * Choose 5 words from your spelling list and write a sentence for each word. Underline the word that you used from your spelling list. * Rhyming Words -Choose 5 words from your spelling list then make up rhyming words		
	Writing		
	* Sentence a Day * Journal Writing		
	Wellbeing Break		
30 min	Social Wellbeing * Connect with someone you have not spoken to for more than one month, via facetime, Skype etc.		
Recess			
Middle	Number of the Day Activity		
Maths 45 min	2D Shapes:		
	* learning to name, draw and describe 2D shapes. * Investigating Regular & Irregular Polygons * Additional Activities - Complete 2 Mathletics task		
30 min	SPORT- PE		
	Creating your own game with rules		
	Wellbeing Break		
	Cognitive wellbeing: Read a book/listen to a podcast or listen to your favourite artist.		
Lunch			
Afternoon	Science & Technology		
Other KLA's 1 hour	Earth & Space		
	*Exploring Geology		
Task shaded in Yellow	Literacy & Numeracy tasks that teachers will provide feedback on	Task shaded in Green	Optional feedback by teachers

ENGLISH

Spelling words- Soundwaves unit 18

Choose 5 words from your spelling list and write a sentence for each word. Underline the word that you used from your spelling list (ctrl+u)

1. _____

2. _____

3. _____

4. _____

5. _____

Rhyming Words-Choose 5 words from your spelling list then make up rhyming words.

Spelling Word	Rhyming Word

Writing

Learning Intention

We are learning to write an informative text containing key information and supporting details

Success Criteria

- I can write meaningful sentences with correct punctuation
- I can includes four or more simply stated and clearly connected ideas
- I can write ideas appropriate to a task or topic in sequenced sentences

Sentence a Day

Write three sentences about a holiday.

Do your sentences have:

- capital letters at the beginning of a sentence and for proper nouns
- correct punctuation
- makes sense

Did you:

- spell most words correctly
- write using neat, joined letters

Journal writing

Write and draw about how you are feeling today.

Draw your picture here

Social wellbeing

Connect with someone you have not spoken to for more than one month, via facetime, Skype etc.

RECESS BREAK

MATHS

Maths number of the day

Use the [interactive online version](#), or complete below.

My number is: 9009

My number is:	
Write in words	
Partition e.g. $1000+300+50+7=1357$	
Add 10	
Subtract 10	
Add 100	
Subtract 100	
Is your number even or odd?	
Round to the nearest 10 and 100	

MATHS

Learning Intention

We are learning to name, draw and describe 2D shapes.

Success Criteria

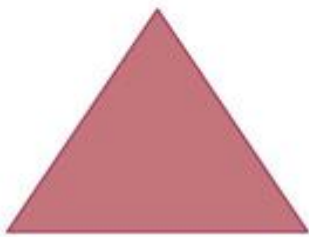
- I can name all 2D shapes, no matter which way they are facing.
- I can describe the specific features of each 2D shape.
- I can draw 2D shapes.
- I can group certain 2D shapes with similar features into groups.

Complete the 'Name the 2D shape' worksheet, using the text box under each shape. If you don't know the name of a shape, **LEAVE IT BLANK!** Don't look it up on the internet! We want you to leave it blank to see what you know right now. We will ask you to fill in the same sheet later to see if your knowledge has improved.

Identifying & Naming 2D Shapes

Identify each 2D shape and write its name.

1)



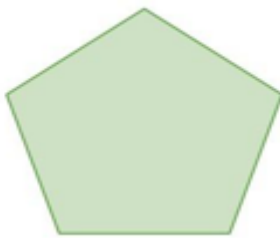
2)



3)




4)



5)



6)

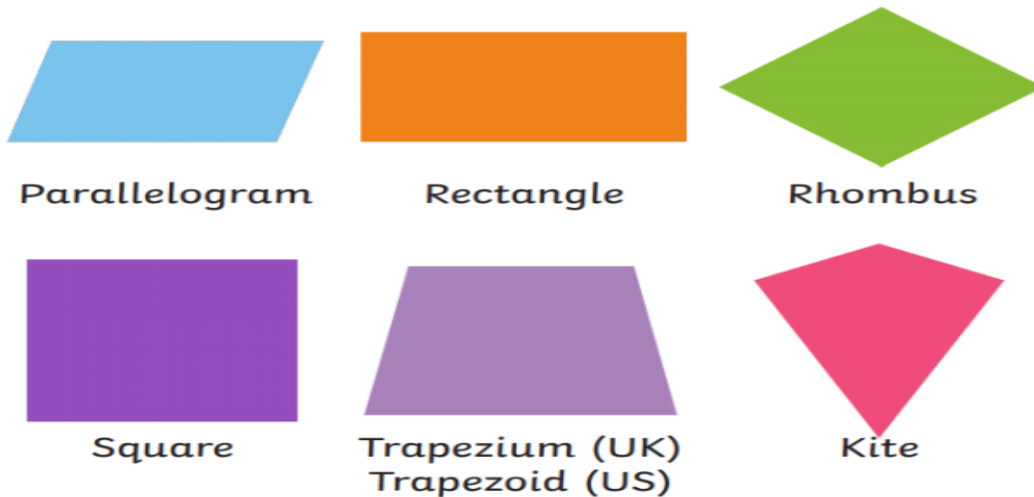


Grouping 2D shapes

Any polygon with 4 sides is called a **QUADRILATERAL**. There can be regular quadrilaterals (like a square) and irregular quadrilaterals (like a rectangle).

To help you remember this, think of a **QUAD bike**... it has 4 wheels. Anything with the prefix **quad** means it has four of something.

Here are some examples of quadrilaterals.



What shape am I?

1. I have four equal sides and angles?
2. I have three straight sides. Sometimes my sides are equal but sometimes they are not?
3. I have no straight sides and no angles?

Mathletics: Complete two tasks from mathletics.

SPORT- PE

Create a game that includes rules, a way to score and at least one piece of equipment. Play the game with a family member or friend. After playing the game discuss ways that you could change the game.

Wellbeing Break- Cognitive wellbeing

Read a book/listen to a podcast or listen to your favourite artist.

KLA- SCIENCE AND TECHNOLOGY

EARTH & SPACE

During this unit of work you will be exploring geology, as well as the Earth's interactions with the sun and how this affects the Earth.

LET'S THINK!

What do you think the science of geology is? Write down your answers below.

The science of geology is the study of the Earth, the rocks that make up the Earth and how they change over time. Studying rocks helps us to understand more about the Earth and its landscapes.

GEOLOGISTS...:

- work in a number of areas such as mining or on building development projects
- conduct field studies and collect samples such as rocks and fossils
- study landforms such as mountains to determine how they were formed
- study local areas to determine their history
- study rocks to determine how they age.

Have a look at the natural rock formations below and the following pictures. These are all found in Australia!






Which is your favourite rock formation? Why? Describe what you like about it, taking note of the colours, the shape and the texture (rough, smooth, spiky etc).

Write your answer here below.

Thursday Workbook (Year 3)

15.7.21

Term 3 Week 1 Thursday Home Learning Day Plan

Thursday	
Morning	Admin: Login to Google Classroom and answer the attendance question
(Literacy) 1 Hour  30 min	Reading
	Login to Wushka and re-read your text assigned to your group.
	Spelling
	*Logon to Soundwaves (Unit 18) * Segment the words from your spelling list *Rainbow spelling words
	Writing
	*Sentence a Day
	Wellbeing Break
Cognitive Wellbeing	
*Complete a mindfulness meditation. You can access this through 'Smiling Minds'	
Recess	
Middle	Number of the Day Activity
Maths 45 min	2D Shapes:
	* learning to name, draw and describe 2D shapes. *Investigating Regular & Irregular Polygons *Additional Activities - Complete 2 Mathletics task
30 min	SPORT- PDHPE
	Design a healthy menu for a day at home using the healthy eating plate. Share this in our Google Classroom so that we can share ideas.
	Wellbeing Break
	Emotional Wellbeing: Read a book/listen to a podcast or listen to your favourite artist.
Lunch	
Afternoon	KLA- HSIE: Geography
Other KLA's 1 hour	Places are similar and different * How and why are places similar and different?
Task shaded in Yellow	Literacy & Numeracy tasks that teachers will provide feedback on
Task shaded in Blue	Optional feedback by teachers

ENGLISH

Reading

Learning intention

We are learning to recount or describe the most relevant details from a text

Success criteria

- I can explain what the main idea is in a text without giving too much detail
- I will include details on who, where, when and what, whenever possible

Reading Lesson Wushka

Re-read your Wushka text for the week.

Identify who, when, where, what and why/how:

Who: _____

When: _____

Where: _____

What: _____

Why/how: _____

Use this information to write a short summary of what your text was about.

Writing

Learning Intention

We are learning to write an informative text containing key information and supporting details

Success Criteria

- I can write meaningful sentences with correct punctuation
- I can includes four or more simply stated and clearly connected ideas
- I can write ideas appropriate to a task or topic in sequenced sentences

Sentence a Day

Write three sentences about a favourite TV show.

Do your sentences have:

- capital letters at the beginning of a sentence and for proper nouns
- correct punctuation
- makes sense

Did you:

- spell most words correctly
- write using neat, joined letters

Wellbeing Break

Cognitive Wellbeing- Complete a mindfulness meditation. You can access this through 'Smiling Minds'

Maths

Number of the day

Use the [interactive online version](#), or complete below.

My number is: 7411

My number is:	
Write in words	
Partition e.g. $1000+300+50+7=1357$	
Add 10	
Subtract 10	
Add 100	
Subtract 100	
Is your number even or odd?	
Round to the nearest 10 and 100	

MATHS

Learning Intention:


We are learning to name, draw and describe 2D shapes

Success Criteria

- I can name all 2D shapes, no matter which way they are facing.
- I can describe the specific features of each 2D shape.
- I can draw 2D shapes.
- I can group certain 2D shapes with similar features into groups.

Grouping 2D shapes

Any polygon with **3 sides** is called a **TRIANGLE**. There are different types of triangles but we'll talk about those later.



Other Polygons include

Pentagon - five-sided polygon

Hexagon- six-sided polygon

Heptagon- seven-sided polygon

Octagon- eight-sided polygon

Some harder ones...

Nonagon - nine-sided polygon

Decagon - ten-sided polygon

Hendecagon - eleven-sided polygon

Using the shape names from the Word Bank, put each shape into its correct category (I've created text-boxes in each category for you to write in). You can use the word "regular" as many times as you like. If you know more, then write more! HINT: You maybe want to look at the quadrilaterals slide again to check the names.

<p style="text-align: center;">Word Bank</p> <table><tr><td>triangle</td><td>octagon</td></tr><tr><td>quadrilateral</td><td>circle</td></tr><tr><td>pentagon</td><td>oval</td></tr><tr><td>hexagon</td><td>square</td></tr><tr><td>rectangle</td><td>kite</td></tr><tr><td>parallelogram</td><td>rhombus</td></tr><tr><td>trapezoid</td><td>regular</td></tr></table>	triangle	octagon	quadrilateral	circle	pentagon	oval	hexagon	square	rectangle	kite	parallelogram	rhombus	trapezoid	regular	6 sides	8 sides
triangle	octagon															
quadrilateral	circle															
pentagon	oval															
hexagon	square															
rectangle	kite															
parallelogram	rhombus															
trapezoid	regular															
4 straight sides	<u>Sorting Shapes</u>		1 curved side													
	3 sides	5 sides														

Mathletics: Complete two tasks from **Mathletics**.

PDHPE: Design a healthy menu for a day at home using the healthy eating plate. Share this in our Google Classroom so that we can share ideas.

Wellbeing Break

Emotional Wellbeing:

Compile a list of things you are grateful for.

KLA: HSIE

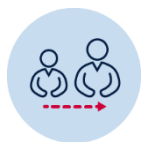
Geography: Places are similar and different

Key Inquiry Question: How and why are places similar and different?

Overview

You will learn about the climate, settlement patterns and demographic characteristics and natural vegetation of places in Australia and then use this information to imagine what it would be like to live in those places. You will compare the climate, settlement patterns and the lives of the people of three Australian places, including your own place/town/city.

During this activity you will explore several places in Australia and how and why places are similar and different.



Adult support

Discuss with an adult, places you and they have visited and what you remembered about those places.



Using the map outline of the world.

Where are we in the world?

- Locate Australia on a world map.


Map of the World



Friday Workbook (Year 3)

12.7.21

Term 3 Week 1 Friday Home Learning Day Plan

Thursday			
Morning	Admin: Login to Google Classroom and answer the attendance question		
(Literacy) 1 Hour 	Reading		
	*Login to Wushka and re-read your text assigned to your group. *Making connections with text and personal experiences		
	Spelling		
	*Logon to Soundwaves (Unit 18) *Rewrite the sentences with the correct spelling		
	Writing		
	*Journal Writing: Write about how you have been feeling this week *Sentence a Day		
30 min	Wellbeing Break		
	Spiritual Wellbeing * Create a weekly list of affirmations (e.g. I am capable of making it through this storm).		
Recess			
Middle	Number of the Day Activity		
Maths 45 min 30 min	2D Shapes:		
	* learning to name, draw and describe 2D shapes. *Investigating Regular & Irregular Polygons		
	*Additional Activities - Complete 2 Mathletics task		
	SPORT- PE		
	Make up a dance to your favourite song or a play to show your family. You can get some inspiration from Just Dance		
	Wellbeing Break		
	Physical Wellbeing: Create your own game to play with your family members. Be creative with your objects e.g.wrap up some socks to make a ball		
Lunch			
Afternoon	KLA- CREATIVE ARTS		
Other KLA's 1 hour	•Sketch an object from your home using pencils. Pay attention to shape, shading and tone. Post a photo of your sketch in Google Classroom..		
Task shaded in Yellow	Literacy & Numeracy tasks that teachers will provide feedback on	Task shaded in Green	Optional feedback by teachers

ENGLISH

Learning Intention

We are learning to write an informative text containing key information and supporting details

Success Criteria

I can write meaningful sentences with correct punctuation

I can includes four or more simply stated and clearly connected ideas

I can write ideas appropriate to a task or topic in sequenced sentences

Sentence a Day

Write three sentences about a sporting hero.

Do your sentences have:

- capital letters at the beginning of a sentence and for proper nouns
- correct punctuation
- makes sense

Did you:

- spell most words correctly
- write using neat, joined letters

Journal Writing

Write about how you have been feeling this week.

Spelling - [Soundwaves](#) unit 18

Read the sentences below. Rewrite the sentences with the correct spelling.

We are goin to start blogin next week.

I luv having a chicken roll for lonch.

The oldest whouse in the world was built more than hundred thousand years old.

I had to wate for the trayn by myself.

Challenge Questions

We were al told to stop giggling when the dog was chasing his tale.

You need to give the yong maleman the parcel.

Reading

Learning Intention

We are learning to make connections between texts and our personal experiences and what we have read/seen/listened to previously.

Success Criteria

- I can connect something in the story to my own life
- I can connect something in the story to something in another text type (ie, news article, show, podcast)

Connect to your Wushka text

Text to self	Text to text
<p>Think about something in your life that is similar to the book you read this week for Wushka. Make sure you use the word because to describe your connection.</p>	<p>Think about something from another book, show, movie, text that you have seen that is similar to the book you read this week for Wushka. Make sure you use the word because to describe your connection.</p>
<p>This text reminds me of</p> <hr/> <hr/> <hr/> <hr/> <hr/>	<p>This text remind me of</p> <hr/> <hr/> <hr/> <hr/> <hr/>

Now compare!

Compare how the text you have chosen is similar or different to the Wushka text.

<p>These two texts are similar because:</p>	<p>These texts are different because:</p>
---	---

Wellbeing Break

Spiritual Wellbeing: Create a weekly list of affirmations (e.g. I am capable of making it through this storm).

MATHS

Number of the day

Use the [interactive online version](#), or complete below.

My number is: 9991

My number is:	
Write in words	
Partition e.g. $1000+300+50+7=1357$	
Add 10	
Subtract 10	
Add 100	
Subtract 100	
Is your number even or odd?	
Round to the nearest 10 and 100	

MATHS

Learning Intention

We are learning to name, draw and describe 2D shapes

Success Criteria

- I can name all 2D shapes, no matter which way they are facing.
- I can describe the specific features of each 2D shape.
- I can draw 2D shapes.
- I can group certain 2D shapes with similar features into groups.

2D shapes - grouping quadrilaterals

Let's try to group quadrilaterals according to their features. Let's take a look at them again.




Parallelogram



Rectangle



Rhombus



Square



Trapezium (UK)
Trapezoid (US)

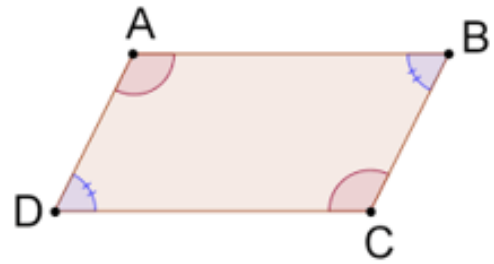


Kite

Before we try to group them, let's look at some of the terms and expressions to see what they mean.

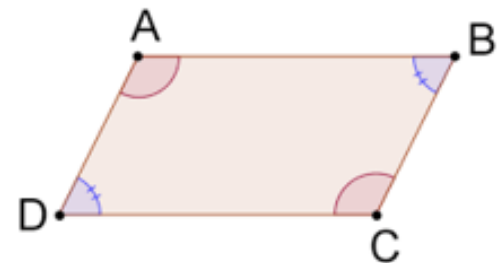
Opposite angles -

In the image on the right, angles A and C are 'opposite angles'. Angles D and B are also opposite angles. You can see they are opposite each other.



Parallel lines -

In the image on the right, the line that goes from A to B (AB) is 'parallel' to the line that goes from D to C (DC).



Likewise the line AD is parallel to the line BC. AD is **NOT** parallel to AB.

Write down the names of the quadrilaterals with the following features (remember you can include irregular shapes):

Opposite angles are equal (you might need to make an estimate on these!)

Opposite angles are not equal (you might need to make an estimate on these!)

Write down the names of the quadrilaterals with the following features (remember you can include irregular shapes)::

Opposite sides are parallel

Opposite sides are not parallel

Using a ruler and grid paper (if you have it), draw as many regular and irregular polygons as you can. Make sure you label each diagram (eg: irregular pentagon or regular triangle). Upload these to Google Classroom by taking a photo with a phone or iPad and then using the Google Classroom app.

Mathletics: Complete two tasks from **Mathletics**.

PE: Make up a dance to your favourite song or a play to show your family. You can get some inspiration from **Just Dance**

Wellbeing Break

Make up a dance to your favourite song or a play to show your family. You can get some inspiration from **Just Dance**

KLA: Creative arts

Sketch an object from your home using pencils. Pay attention to shape, shading and tone. Post a photo of your sketch in Google Classroom.