

Remote learning Grid – Week 7 Term 3 - Early Stage 1

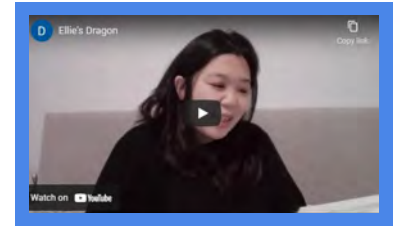
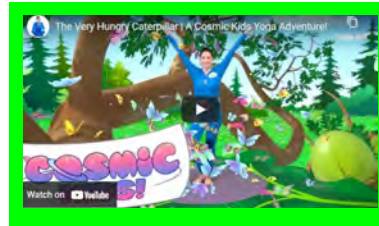
This grid covers both online and offline options. Activities that are highlighted **yellow** will receive explicit feedback from teachers. If the learning is completed offline, please submit the work via 2 options. Option 1: take photos of work and upload to Seesaw. Option 2: hand in completed work to the teacher at the end of each week via the front office. **Optional activities are highlighted in green.**

	Monday Date 23/8	Tuesday 24/8	Wednesday 25/8	Thursday 26/8	Friday 27/8
	Morning Routine Online Only <ul style="list-style-type: none"> - Phoneme pronunciation - Number of the day - Calendar - Timetable of activities - Check in question 	Morning Routine Online Only <ul style="list-style-type: none"> - Phoneme pronunciation - Number of the day - Calendar - Timetable of activities - Check in question 	Attendance Activity ONLINE ONLY (this must be completed by 9.30am) BOOK WEEK – Old words, new worlds, other worlds <ul style="list-style-type: none"> • Photo of student dressed up or showing drawing of favourite book to be sent through with attendance check-in for Book Week Collage 	Morning Routine Online Only <ul style="list-style-type: none"> - Phoneme pronunciation - Number of the day - Calendar - Timetable of activities - Check in question 	Attendance Activity ONLINE ONLY (this must be completed by 9.30am)
Morning	English <ul style="list-style-type: none"> • Seesaw phonics activity. Offline complete the corresponding worksheet. • Grapheme writing practice • Wushka reading activity. Login into Wushka and choose a book to read and complete the corresponding activity. Offline choose a book from your home library to read with a parent. • Seesaw writing activity. Offline complete the 	English <ul style="list-style-type: none"> • Grapheme writing practice • Wushka reading activity. Record yourself reading Login into Wushka and choose a book to read and complete the corresponding activity. Offline choose a book from your home library to read with a parent. • Seesaw writing activity. Offline complete the corresponding worksheet. 	English <ul style="list-style-type: none"> • Seesaw phonics activity. Offline complete the corresponding worksheet. • Grapheme writing practice • Wushka reading activity. Login into Wushka and choose a book to read and complete the corresponding activity. Offline choose a book from your home library to read with a parent. • Seesaw writing activity. Offline complete the corresponding worksheet. 	English <ul style="list-style-type: none"> • Grapheme writing practice • Wushka reading activity. Login into Wushka and choose a book to read and complete the corresponding activity. Offline choose a book from your home library to read with a parent. • Seesaw writing activity. Offline complete the corresponding worksheet. 	English <ul style="list-style-type: none"> • Seesaw phonics activity. Offline complete the corresponding worksheet. • Grapheme writing practice • Wushka reading activity. Login into Wushka and choose a book to read and complete the corresponding activity. Offline choose a book from your home library to read with a parent. • Seesaw writing activity. Offline complete the corresponding worksheet.

	Monday Date 23/8	Tuesday 24/8	Wednesday 25/8	Thursday 26/8	Friday 27/8
	corresponding worksheet.				
Wellbeing break	Choose 1 activity from the Seesaw Wellbeing click board. Offline: complete an activity from the wellbeing grid.	Choose 1 activity from the Seesaw Wellbeing click board. Offline: complete an activity from the wellbeing grid.	11am Wellbeing Check-in via Zoom Details will be sent out via seesaw. BOOK WEEK Parade Dress up in your favourite book character	Choose 1 activity from the Seesaw Wellbeing click board. Offline: complete an activity from the wellbeing grid.	11am Wellbeing Check-in via Zoom-NEWS News Topic: Details will be sent out via seesaw.
Break					
Middle	Mathematics <ul style="list-style-type: none"> • Complete the number Choice board activity on Seesaw. Offline practice counting to 100. • Complete the Seesaw number activity. Offline complete the corresponding worksheets. • Practice writing numbers 1-30 and sequencing numbers 1-30 forwards and backwards. • Complete the Seesaw activity for addition. Offline complete the corresponding worksheet. 	Mathematics <ul style="list-style-type: none"> • Complete the number Choice board activity on Seesaw. Offline practice counting to 100. • Complete the Seesaw number activity. Offline complete the corresponding worksheets. • Practice writing numbers 1-30 and sequencing numbers 1-30 forwards and backwards. • Complete the Seesaw activity for money. Offline complete the corresponding worksheet. 	Mathematics <ul style="list-style-type: none"> • Complete the number Choice board activity on Seesaw. Offline practice counting to 100. • Complete the Seesaw number activity. Offline complete the corresponding activity. • Practice writing numbers 1-30 and sequencing numbers 1-30 forwards and backwards. • Complete the Seesaw activity for addition. Offline complete the corresponding worksheet. 	Mathematics <ul style="list-style-type: none"> • Complete the number Choice board activity on Seesaw. Offline practice counting to 100. • Complete the Seesaw number activity. Offline complete the corresponding activity. • Practice writing numbers 1-30 and sequencing numbers 1-30 forwards and backwards. • Complete the Seesaw activity for money. Offline complete the corresponding worksheet. 	Mathematics <ul style="list-style-type: none"> • Complete the number Choice board activity on Seesaw. Offline practice counting to 100. • Complete the Seesaw number activity. Offline complete the corresponding activity. • Complete the Seesaw activity for addition. Offline complete the corresponding worksheet. • Practice writing numbers 1-30 and sequencing numbers 1-30 forwards and backwards.

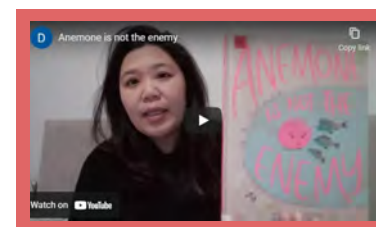
	Monday Date 23/8	Tuesday 24/8	Wednesday 25/8	Thursday 26/8	Friday 27/8
Wellbeing break	Choose 1 activity from the Seesaw Wellbeing click board. Offline: complete an activity from the wellbeing grid.	Choose 1 activity from the Seesaw Wellbeing click board. Offline: complete an activity from the wellbeing grid.	Choose 1 activity from the Seesaw Wellbeing click board. Offline: complete an activity from the wellbeing grid.	Choose 1 activity from the Seesaw Wellbeing click board. Offline: complete an activity from the wellbeing grid.	Choose 1 activity from the Seesaw Wellbeing click board. Offline: complete an activity from the wellbeing grid.
Break	Break	Break	Break	Break	Break
Afternoon	<p>KLA</p> <ul style="list-style-type: none"> • Science: Seesaw activity – Bee Farms. Offline complete the corresponding activity. • Read To for Book week. Online only: Not Cute Read by Ms Hoang 	<p>KLA</p> <ul style="list-style-type: none"> • Science: Seesaw activity – Bee Farms. Offline complete the corresponding activity. • Read To for Book week. Online only: How to make a bird. Read by Ms Hoang 	<p>KLA</p> <ul style="list-style-type: none"> • Health – What effects does exercise have on my body. • Read To for Book week. Online only: Possum Magic Read by by Miss Augustinos 	<p>KLA</p> <ul style="list-style-type: none"> • Library and Drama: On Seesaw complete the Read to: Giraffes can't dance activity. Complete the drama activities that follow. • Offline read a story from home with a family member. Talk about what happens in the story 	<p>KLA</p> <ul style="list-style-type: none"> • PE: Complete the Got Game Seesaw activity. Offline complete the corresponding worksheet. If possible, watch the following link: https://loom.com/share/f55bf73af8f840b5af10e11cc08d7abf • Read To for Book week: This small blue dot Read by Ms Hoang. Online only.

CHOOSE ONE WELLBEING ACTIVITY TO COMPLETE EACH DAY.

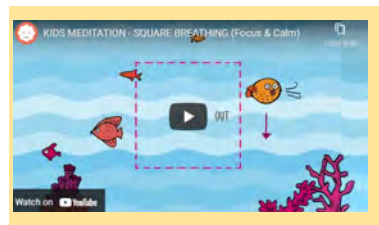


[CLICK HERE](#) FOR JUST DANCE BEEP BEEP I'M A SHEEP

DRAW A PICTURE AND LABEL YOUR FAVOURITE CHARACTER FROM YOUR FAVOURITE BOOK.



[CLICK HERE](#) FOR SHEEP COLOURING IN



DO SOMETHING TO HELP OUT AROUND YOUR HOUSE. E.G. HELP WITH THE VACUUMING OR SET THE TABLE



Phonics Week 7

LISC:

Learning Intention

I am learning to read words

Success Criteria

- I can segment out a word.
- I can say all the phonemes correctly in the word.
- I can blend phonemes together to read a word.

Warm up activities:

1. Practice saying your phonemes:

s	m	c	t	p	g	a	o
r	l	d	b	f	h	i	u
v	e	j	k	n	w	y	z
zz	ss	ll	ff	ch	sh		
th	wh	qu	ng	x			

2. Practice reading your camera words

are	the	was	I	to	she
of	today	a	day	he	for
said	no	is	they	me	all
have	my	come	this	play	you
what	give	going	like	do	says
we	look	see	away	very	once

Monday Phonics: segment and blend to read

Read the words in the table below by segmenting and blending the phonemes. Colour in the words as you read them.

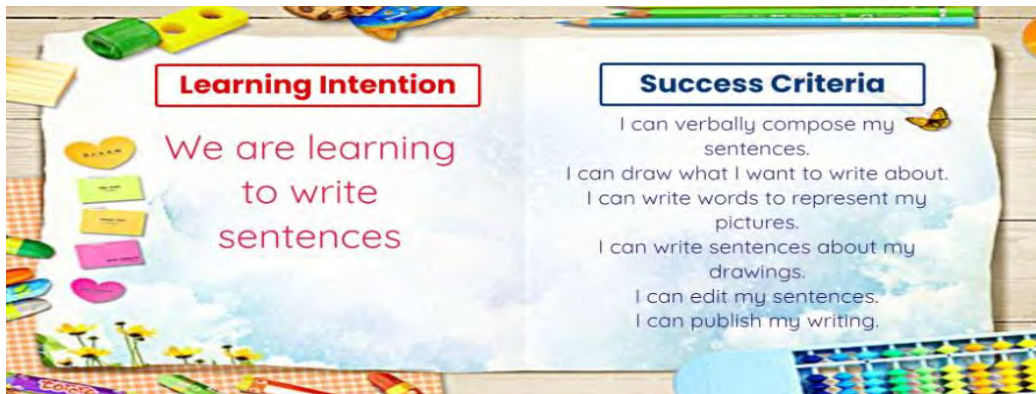
shunt	milk	fuzz
have	pond	mist
bend	dust	men
got	van	mint

miss	quilt	met
slip	wick	help
dig	kit	dump
skip	fish	pill

lamp	end	cliff
spell	rob	just
left	slant	tram
gust	cramp	grub

This week you will be working through the 4 phases of writing:

Plan, Compose, Edit and Publish.



Monday Writing Task - Plan

1. Watch the youtube clip about sheep

<https://www.youtube.com/watch?v=mlkdEYCtmA8>

storybook:


<https://www.youtube.com/watch?v=xdnyHiftWfc>

https://www.youtube.com/watch?v=npUiv3_J84I

or read the extract provided with a parent

2. Talk with a member of your family about:
 - Where do sheep live?
 - What do sheep eat?
 - What products do sheep give us?
 - What interesting facts did you learn about sheep?
3. Label the sheep

Label the Sheep



ears

nose

wool

hooves

tail

Reading Extract about sheep.

Interesting facts about sheep:

- Sheep have been one of the highly prized domesticated animals in many cultures around the world.
- They bring many uses to humans including the use of their coats, milk, and as a food source.
- Sheep are herbivores, which means they eat plants, vegetables, and grasses.
- Sheep typically exist in grassy plains and mountains and are believed to have originated in Asia and Europe.
- Sheep were domesticated and brought to other areas of the world and are very common in Australia and the Americas.
- Sheep are incredibly intelligent and have the ability to do simple problem-solving. They are compared to the same intellectual level as dogs.
- Sheep also have incredible memories. They can remember fellow sheep as well as humans for many years.
- Sheep, like some other creatures, have the ability to display emotions.
- They use the positioning of their ears, facial expressions, and various vocalizations to express emotions.
- A female sheep is called a 'ewe' and forms a very tight bond with her baby. A mother sheep will be able to recognize her young from their own unique call or 'bleat'.
- Sheep are social animals and love being in a group. From birth, they are very independent, playful, and sometimes mischievous.
- Adult male sheep are known as rams.
- Young sheep are called lambs.
- A group of sheep is known as a herd, flock or mob.
- Sheep have a field of vision of around 300 degrees, allowing them to see behind themselves without having to turn their head.




Week 7 Number Monday: Scavenger Hunt

Learning Intention	Success Criteria
I am learning about numbers.	I can recognise numerals in my environment. I can represent a number. I can count forwards and backwards. I can skip count.

In this activity we will be focusing on recognising numerals in our environment.

Go for a walk around your house. Take photos or draw and label all the items in your house that has numbers. Some examples are given.



Alarm clock



washing machine

Go for a walk around your neighbourhood. Take photos or draw and label all the items that has numbers. Some examples are given.



House number



Street sign

Week 7 Monday Addition: Friends of 10

Learning Intention

I am learning to add numbers

Success Criteria

- I can use identify friends of 10 using ten frames.
- I can use my fingers to help me work out my friends of 10.
- I can use friends of 10 to help me add numbers.

Look at the friends of 10 rainbow. Practice say the number sentences to familiarise yourself with friends of 10.

RAINBOW to 10
How many ways can you make 10?

0 1 2 3 4 5 5 6 7 8 9 10


$0 + 10 = 10$	$10 + 0 = 10$
$1 + 9 = 10$	$9 + 1 = 10$
$2 + 8 = 10$	$8 + 2 = 10$
$3 + 7 = 10$	$7 + 3 = 10$
$4 + 6 = 10$	$6 + 4 = 10$
$5 + 5 = 10$	$5 + 5 = 10$

© Copyright 2010

Fill in the number's missing friend to make 10.

0	1	2	3	4
5	6	7	8	9
10				

Draw your own friend of 10 rainbow



We are learning where products come from

I can talk and write about where honey comes from.



Bees give us honey.
Honey Farms are called Apiaries.








On an apiary, bees live in beehives.

If you have access to YouTube watch this educational video to learn about where honey comes from.

<https://www.youtube.com/embed/P-LTkds1Oz0>

Put the right number next to the step to explain how honey is made and how honey travels from farms to our plates.

	When it is ready the honey is sticky and ready to eat.	
	Bees keep the honey in honeycomb cells, which are like tiny jars made of wax. The wet honey is dried by the bees fanning their wings.	
	Bees fly to find nectar.	
	Inside their stomachs, bees change the nectar into honey.	
	The honey is taken to factories and put in jars before going to the supermarkets.	

Make your own bee!



Paper Bowl Bee



Step 4:
Put the plain laminator pouch through the laminator (if you have the equipment) otherwise choose a colour you wish to use for the wings

- Supplies:
- One paper bowl/ plate
 - Yellow and black paint/ colours
 - Googly eyes/ dark marker
 - Paint brush
 - PVA glue
 - Scissors
 - Laminated sheets or coloured paper for wings



Step 1:
Place the bowl/ plate upside down. Then paint the whole bowl using yellow paint or yellow pencils.



Step 5:
Cut two wings from the laminated sheet or plain piece of paper




Step 2:
Using a pencil, draw thick stripes onto the bee's body.



Step 6:
Stick the wings onto the top of the bee using PVA glue/ use other glue or a stapler if you do not have PVA glue.



Step 3:
Paint/ colour alternate stripes black.



Step 7:
Stick googly eyes onto the front of the bee or draw on eyes.

Tuesday Writing Task – Plan

Learning Intention

We are learning to write sentences

Success Criteria

- I can verbally compose my sentences.
- I can draw what I want to write about.
- I can write words to represent my pictures.
- I can write sentences about my drawings.
- I can edit my sentences.
- I can publish my writing.

Yesterday you talked to a family member about:

- Where do sheep live?
- What do sheep eat?
- What products do sheep give us?
- What interesting facts did you learn about sheep?

1. Draw a picture about each question discussed above.
2. Write 1-2 words about each picture.



Where do sheep live	What do sheep eat
What products do sheep give us	What interesting facts did you learn about sheep

Week 7 Number Tuesday: Scavenger Hunt

Learning Intention I am learning about numbers.	Success Criteria I can recognise numerals in my environment. I can represent a number. I can count forwards and backwards. I can skip count.
---	---

In this activity we will be focusing on representing number with items from our environment.

Go for a walk around your neighbourhood. Take photos or draw and label items that represent the given number. The first 2 examples are given.

7	10
	
3	12

8	15
4	1
20	9

Money

Lesson 1 Tuesday 24th August.

We are learning about money.

I can recognise 5c, 10c, 20c, 50c and \$1 and \$2 coins.

In Australia when we are talking about money, we use **dollars** and **cents**. The small round money is called coins. Today we are looking at coins and how much each of them are worth.




5 cents is the coin with the smallest amount of value.



2 dollars is our coin with the largest amount of value.

Colour in all the 'cents' coins silver and all the 'dollar' coins gold.

When you are finished, circle the coins to match the colours.



We are learning where products come from

I can talk and write about where honey comes from.

I can draw foods that are made with honey.

Honey is a 'natural' product. A food made with honey is a 'made' product. Can you think of any foods that are made with honey? Draw pictures of all the foods you put honey on, or foods in your house you can make with honey. Make sure you label all of the foods. Some have been added for you already!




crumpets



honey joys


Craft Activity! Make your own honeycomb!



Supplies

- Used toilet paper rolls (approx. 5) or paper towel rolls that are not too rigid
- Yellow paint or pencils
- Paint brush
- PVA glue
- Staples (optional)


Read all instructions before beginning craft activity.



Step 3
Measure each half of the section, divide into 3 sections and mark then press at each mark to make a hexagon.



Step 1
Press the toilet paper rolls flat



Step 4
Glue or staple hexagons to each other to form a honeycomb.



Step 2
Cut into 3 sections



Step 5
Paint with yellow paint. (If you are using coloured pencils you may want to colour in the hexagons before sticking them together).

What is honeycomb?

Honeycomb is _____

Phonics Week 7

LISC:

Learning Intention

I am learning to read words

Success Criteria

- I can segment out a word.
- I can say all the phonemes correctly in the word.
- I can blend phonemes together to read a word.

Warm up activities:

1. Practice saying your phonemes:

s	m	c	t	p	g	a	o
r	l	d	b	f	h	i	u
v	e	j	k	n	w	y	z
zz	ss	ll	ff	ch	sh		
th	wh	qu	ng	x			

2. Practice reading your camera words

are	the	was	I	to	she
of	today	a	day	he	for
said	no	is	they	me	all
have	my	come	this	play	you
what	give	going	like	do	says
we	look	see	away	very	once

Wednesday Phonics: Trash or Treasure? Cut out the words at the bottom of the page. Paste real words in the treasure chest and fake words in the trash can.



<i>cop</i>	<i>fim</i>	<i>hof</i>	<i>zip</i>	<i>fin</i>	<i>chop</i>	<i>paff</i>	<i>nuzz</i>	<i>peess</i>	<i>shop</i>
<i>mon</i>	<i>bad</i>	<i>hit</i>	<i>lig</i>	<i>bik</i>	<i>thin</i>	<i>whan</i>	<i>hiss</i>	<i>pest</i>	<i>shup</i>

Wednesday Writing Task – Compose

Use the sentence starters to compose informative sentences about sheep. Use your planning pictures labelling of a sheep to help you.

Sheep live

Sheep eat

Sheep give us

Sheep have

Sheep






Week 7 Number Wednesday: Counting Forwards

Learning Intention	Success Criteria
I am learning about numbers.	I can recognise numerals in my environment. I can represent a number. I can count forwards and backwards. I can skip count.

In this activity we will be focusing on counting forwards in our success criteria.

Practice counting forwards to 30, 50 and 100. Use the charts to help you. Then count without looking at the charts. How did you go?

1	2	3	4	5
6	7	8	9	10
11	12	13	14	15
16	17	18	19	20
21	22	23	24	25
26	27	28	29	30

				
1	11	21	31	41
2	12	22	32	42
3	13	23	33	43
4	14	24	34	44
5	15	25	35	45
6	16	26	36	46
7	17	27	37	47
8	18	28	38	48
9	19	29	39	49
10	20	30	40	50

Numbers 1-100

1	2	3	4	5	6	7	8	9	10
11	12	13	14	15	16	17	18	19	20
21	22	23	24	25	26	27	28	29	30
31	32	33	34	35	36	37	38	39	40
41	42	43	44	45	46	47	48	49	50
51	52	53	54	55	56	57	58	59	60
61	62	63	64	65	66	67	68	69	70
71	72	73	74	75	76	77	78	79	80
81	82	83	84	85	86	87	88	89	90
91	92	93	94	95	96	97	98	99	100

Week 7 Wednesday Addition: Friends of 10

Learning Intention
I am learning to add numbers

Success Criteria
I can use identify friends of 10 using ten frames.
I can use my fingers to help me work out my friends of 10.
I can use friends of 10 to help me add numbers.

Recreate friends of 10 combinations in the Ten frame provided. An example is done for you.

7	3
---	---

5	5
---	---

6	4
---	---

1	9
---	---

2	8
---	---

3	7
---	---

0	10
---	----

Week 7 Wednesday 25th August 2021

PDH: What effect does exercise have on my body?

We are learning to explain how physical activities affect the body - hot, sweaty, puffed; and value the importance of physical activity to personal health.

I can name the changes that occur after exercise.

1. Cup your hands and listen to your partner's heartbeat, **what sound do you hear?** Our heart acts like a pump to make blood go around the body.
2. Do star jumps for 1 minute. Listen to your partner's heartbeat again. **Did the sound change?** (faster and stronger)
3. **What are some changes that occur to you with exercise?** Draw these in the boxes below:



I get a red face

My heart beats faster

I get thirsty

My skin gets hot and sweaty

My breathing changes

My muscles get tired

Thursday Writing Task – Edit

Have a family member look at your sentences from yesterday. Talk about how you can improve your sentences. Can you add more information or use descriptive language? Can you correct any mistakes? Re-write your sentences below with corrections.

Sheep live

Sheep eat

Sheep give us

Sheep have

Sheep

Week 7 Number Thursday: Counting **Backwards**

The graphic features a decorative border with stars and swirls. On the left, a red-bordered box contains the text 'Learning Intention' in red, followed by 'I am learning about numbers.' in red. On the right, a blue-bordered box contains the text 'Success Criteria' in blue, followed by four bullet points: 'I can recognise numerals in my environment.', 'I can represent a number.', 'I can count forwards and backwards.', and 'I can skip count.' in blue.

In this activity we will be focusing on counting backwards in our success criteria.

Practice counting backwards from 30, 50 and 100. Use the charts to help you. Then count without looking at the charts. How did you go?

30	29	28	27	26	25	24	23	22	21
20	19	18	17	16	15	14	13	12	11
10	9	8	7	6	5	4	3	2	1

50	49	48	47	46	45	44	43	42	41
40	39	38	37	36	35	34	33	32	31
30	29	28	27	26	25	24	23	22	21
20	19	18	17	16	15	14	13	12	11
10	9	8	7	6	5	4	3	2	1

Count backwards from 100

100	99	98	97	96	95	94	93	92	91
90	89	88	87	86	85	84	83	82	81
80	79	78	77	76	75	74	73	72	71
70	69	68	67	66	65	64	63	62	61
60	59	58	57	56	55	54	53	52	51
50	49	48	47	46	45	44	43	42	41
40	39	38	37	36	35	34	33	32	31
30	29	28	27	26	25	24	23	22	21
20	19	18	17	16	15	14	13	12	11
10	9	8	7	6	5	4	3	2	1



Money Lesson 2 Thursday 26th August.

We are learning about money.

I can recognise \$5, \$10, \$20, \$50 and \$100 notes.

In Australia when we are talking about money, we use **dollars** and **cents**. The small round money is called coins. The rectangle money is called notes. Today we are looking at notes and how much each of them are worth.



\$5

\$10

\$20

\$50

\$100



5 dollars is the note with the least amount of value.



100 dollars is our note with the largest amount of value.

Colour in all the notes their correct colour as seen at the top of the page. Use pink, blue, red, yellow and green.

Phonics Week 7

LISC:

Learning Intention

I am learning to read words

Success Criteria

- I can segment out a word.
- I can say all the phonemes correctly in the word.
- I can blend phonemes together to read a word.

Warm up activities:

1. Practice saying your phonemes:

s	m	c	t	p	g	a	o
r	l	d	b	f	h	i	u
v	e	j	k	n	w	y	z
zz	ss	ll	ff	ch	sh		
th	wh	qu	ng	x			

2. Practice reading your camera words

are	the	was	I	to	she
of	today	a	day	he	for
said	no	is	they	me	all
have	my	come	this	play	you
what	give	going	like	do	says
we	look	see	away	very	once

Friday Phonics: fill in the missing camera word

1. Read the sentence.
2. Work out what camera is missing.
3. Choose and write in the missing camera word.
4. Read the sentence. Does it make sense?
5. The first one is done for you.

the	are	was	I	to	she
-----	-----	-----	---	----	-----

Can I go to the park?

I went to _____ shop.

I _____ at camp.

_____ is my pet dog.

We _____ going on a hunt.

said	no	is	they	me	all
------	----	----	------	----	-----

I _____ yes to the chips.

The rat _____ black and red.

Are _____ all that big?

Look at _____ the pigs.

of	today	a	day	he	for
----	-------	---	-----	----	-----

I went _____ a walk.

_____ is hot.

_____ is kind.

Let go _____ my leg.

Friday Writing Task – Publish

Publish your sentences. Use pictures to decorate your work.

Week 7 Friday Number Activity

If you have access to a computer, play the following games.

<https://au.splashlearn.com/counting-games>

<https://www.topmarks.co.uk/maths-games/3-5-years/counting>

<https://www.topmarks.co.uk/maths-games/5-7-years/ordering-and-sequencing>

https://www.abcya.com/games/counting_fish

<https://www.abcya.com/grades/k/numbers>

If you don't have access to technology,

Play some card or dice games with your family.

If you have a deck of cards. Play "Go Fish".

If you have 2 dice play our favourite game "bump". The number line is attached.

Go Fish instructions

1. Deal 5 cards to the players. The rest of the deck is then put in the middle of the players face down. This can be called the pool of cards.
2. Players take turns to ask another player if they have a particular rank of card.
For example, the player may ask Kathy if she has any nines. If Kathy has any nines, then she must give all of her nines to the player. If Kathy doesn't have any nines, then she says "go fish".
When you "go fish" you can take any card from the pool. If the player gets the cards they asked for, either from the pool or from Kathy, then the player gets another turn. If the player gets a pair, then they can put the cards face up in front of them.
3. When there are no cards left, the player with the most pairs wins.

Bump instructions.

1. Player 1 roll 2 dice.
2. Add the dice together.
3. Place a counter on that number.
4. Player 2 roll 2 dice and repeat steps 2 and 3.
5. If a player rolls a number that already has a counter on it. Bump it off!!!

Week 7 Friday Addition: Friends of 10

Learning Intention

I am learning to add numbers

Success Criteria

- I can use identify friends of 10 using ten frames.
- I can use my fingers to help me work out my friends of 10.
- I can use friends of 10 to help me add numbers.

Complete the friend of ten number sentence and recreate it in the 10 frame.

$$5 + \underline{\hspace{2cm}} = 10$$

$$\underline{\hspace{2cm}} + 6 = 10$$

$$3 + \underline{\hspace{2cm}} = 10$$

$$9 + \underline{\hspace{2cm}} = 10$$

$$\underline{\hspace{2cm}} + 10 = 10$$

$$8 + \underline{\hspace{2cm}} = 10$$

$$6 + \underline{\hspace{2cm}} = 10$$

$$1 + \underline{\hspace{2cm}} = 10$$



We are learning to perform different fundamental movement skills.

If you have access to a computer watch this link to follow the PDHPE lesson.

<https://www.loom.com/share/f55bf73af8f840b5af10e11cc08d7abf>

LET'S TRY THESE SOCCER SKILLS!

Below are a few soccer skill challenges for you to complete and record your personal best score. Good luck!

<p>Can you complete these Soccer skills challenges?</p> <p>Record down your personal best scores!</p>	30 seconds	45 seconds	1 minute
 <p>Dribbling through cones (or markers)</p> <p>How many times can you go zig zag up and back from your start to end markers?</p>			
<p>Dribbling in a different direction</p> <p>How many times can you dribble around in a circle from your start to end markers?</p> 			



Dribbling in another direction

How many times can you dribble forwards and backwards from a marker?



Footwork: Toe Taps

How many toe taps can you do?
